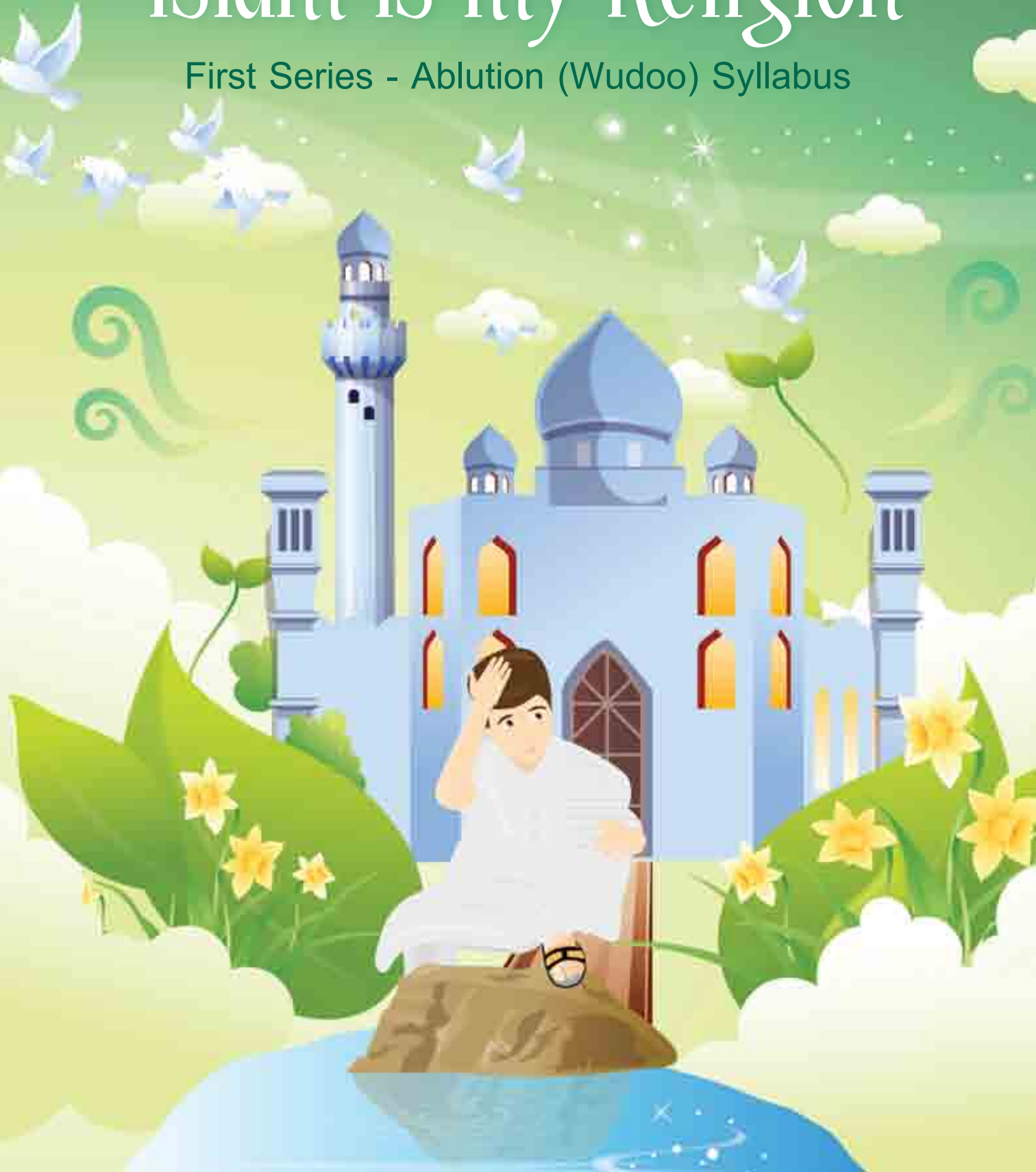


Islam is my Religion

First Series - Ablution (Wudoo) Syllabus



Islam is my Religion

First Series - Ablution (Wudoo) Syllabus

Composed by:

Shaikh Adel Al Shoala
Sayyed Fadel Al Alawi
Sayyed Mohsen Al Ghoraifi
Mr. Majeed Meelad
Shaikh Fuad Mobarak

Revised by:

prof. Abd Ali Mohammed Hassan
Dr. salman Al-Halwachi

Translated by:

Mr. Jaffar Al Shehabi
Mr. Jawad Meelad

Publisher: Olamaa Islamic Council
Designed by: Mohsin AL-Khabbaz

Introduction

Religious education is a pre-requisite for generating a strong faith required for developing a faithful generation that is necessary for the progress and well being of the faithful Ummah (Nation).

Realizing this, and realizing that existing education system is not focusing appropriately or adequately on religious education, the Ulama Council has embarked upon an education scheme that is both modern and dynamic and compensates for any shortcomings of the existing education system(s).

We pray to Almighty Allah that this book and other books in the same series would meet the desired objectives and would welcome any comments from those concerned with religious education.

Table of Contents

Lesson Number	Subject	Page
First	What do I perform ablution with?	2
Second	Water with additives	4
Third	Principles governing water used in Ablution	6
Fourth	Manners of going to w.c.	8
Fifth	Why do I perform Ablution	10
Sixth	How do I perform Ablution	14
Seventh	Obligatory and non-obligatory acts of Ablution:	16
Eighth	Rinsing the mouth and sniffing	18
Nineth	Face Washing	22
Tenth	Washing the hands	24
Eleventh	Wet rubbing the head and the feet	28
Twelfth	1 – Ablution rules	34
Thirteenth	2 – Ablution rules	46
Fourteenth	What invalidates Ablution	40



Unit One

Considerations Prior to Ablution (Wudoo)

Imam Al-Sadeq (peace be upon him) was reported to have said:
«Water is pure (Taahir) unless you are aware that it is not» .

Ablution is correct if water from any of the following sources is used:

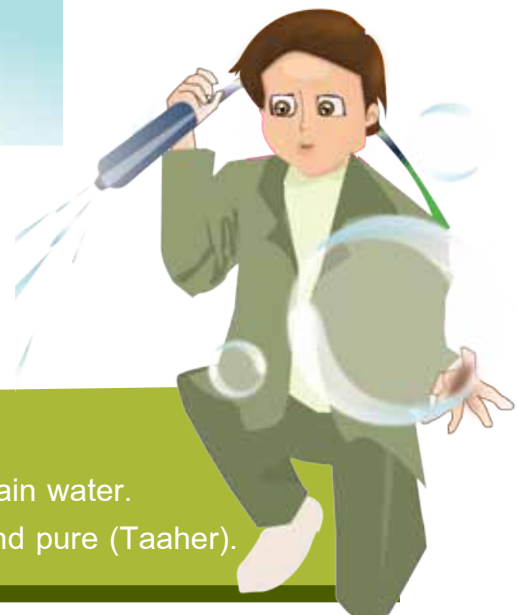
1. Sea and river waters.



2. Well/spring and rain water.



3. Tap water is pure (Taaher) and clean and I can use it for
 ablution






Extract:

The waters that can be used for ablution are:

- Water from Rivers, the seas, well springs as well as rain water.
- Ablution is correct if tap water is used as it is clean and pure (Taaher).

Self test

1.1 Put (✓) sign against the waters that I can use for Ablution (Wudoo) and colour them:



2. Fill in the following spaces with appropriate words from the list opposite:

a. Ablution (Wudoo) is correct using and

b. Ablution (Wudoo) is incorrect if is used.

c. I perform ablution (Wudoo) with clean and water.

Rose water,
rain water,
sea water,
sand,
pure (Taaher)

- I do not perform ablution (Wudoo) using water with any additives.



- I do not perform ablution (Wudoo) using fruit juice or rose water.



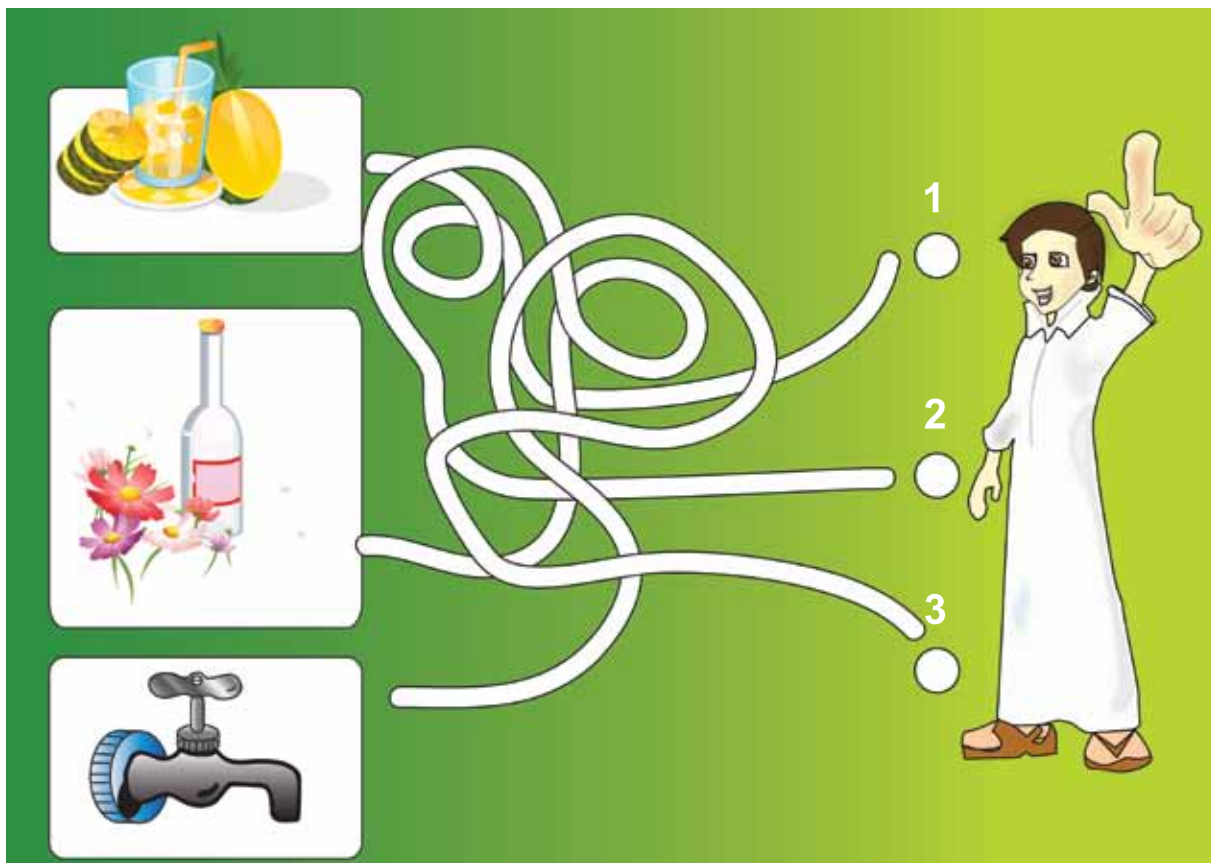
Ablution (Wudoo) is not correct if coloured water is used.

Extract:

Ablution (Wudoo) is incorrect if water has any additives such as juice, rose water or colours.

Self test

1. I make the right choice of water to perform ablution (Wudoo) by linking the picture to the number:



2. I put (✓) for the correct water and (✗) for the wrong water for ablution (Wudoo):

- a.() Rose Water.
- b.() Juice.
- c.() Coloured water.
- d.() Sea Water.
- e.() River Water.

3. Give other examples of unsuitable water for ablution (Wudoo):

1)

2)

3)

I perform Ablution (Wudoo) using pure (TaaHer) not non pure (Najes) water.



I **do** not perform Ablution (Wudoo) with water containing blood, urine or stool.



I **do** not perform Ablution (Wudoo) with water obtained illegally or by force.



I **do** not waste any water when I perform ablution (Wudoo).

Extract:

- a. Ablution (Wudoo) is incorrect if unclean water is used : abluion (Wudoo) is also incorrect if the water used is obtained illegally or by force.
- b. The Muslim individual does not use excessive quantities of water.

Self test

1. Fill in the spaces below using the appropriate words from the following selection:

1. I do not perform Ablution (Wudoo) using water.

2. Small quantities of water become impure (Najes) when either
..... or or are added.

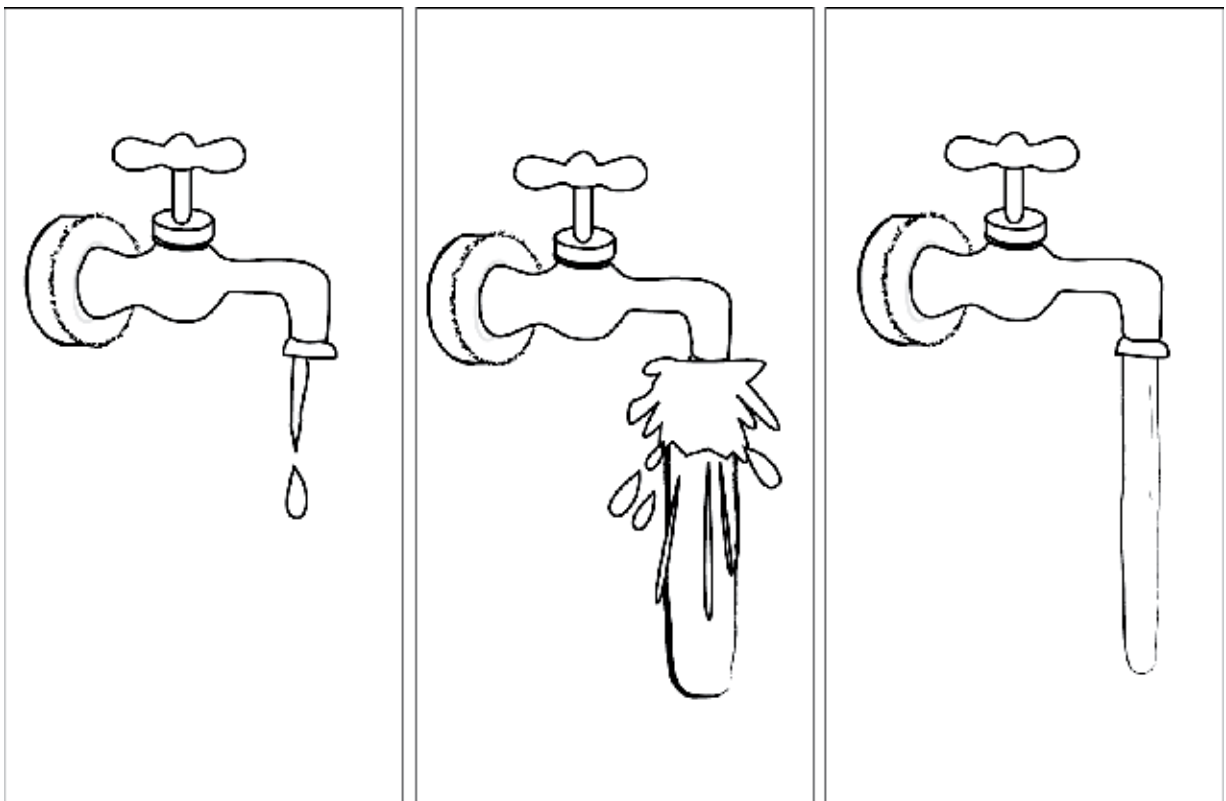
3. I do not perform Ablution (Wudoo) using Water.

4. I perform Ablution (Wudoo) using & water.

blood
pure (Taaher)
obtained by force
urine
impure (Najes)
stool

(Impure (**Najes**): mixed with blood, urine, stool... etc),

2. I colour the right picture showing the proper way of using water.



The Muslim individual takes special care of his personal cleanliness.



- It is desirable to go to toilet just before performing ablution (Wudoo) .
- When entering lavatory, I use my left foot to step in first and I say: allahoma inni aoutho bika men al rijs al khabeeth al mokhbath al shaitan al rjeem.
«I seek your protection from evil and from all uncleanliness & from the arch satan».



- A Muslim relieves himself in a non-exposed place such as a toilet so that he is not visible to anybody.
- A decent Muslim does not urinate in a standing position.
- A Muslim washes the urinary outlet twice using clean, pure water.
- When using the toilet, a Muslim does not face or place his back towards the holy Kaabah .



The Muslim youth does not urinate in swimming pools or in water well springs.



After I relieve myself of urine or stool, I exit using my right foot first.

Extract:

- Before ablution (Wudoo), a Muslim enters the toilet using his left foot and exits using his righth foot.
- A Muslim uses designated enclosed toilet for relieving from urine and/or stool.
- A Muslim individual is required to follow stringent personal cleaning methods upon completion of urination or excretion.

Self test

1. I encircle the correct answer of the following:

A. I enter the bathroom (Toilet):

1. Using my right foot first .
2. Using my left foot first .
3. As I like .

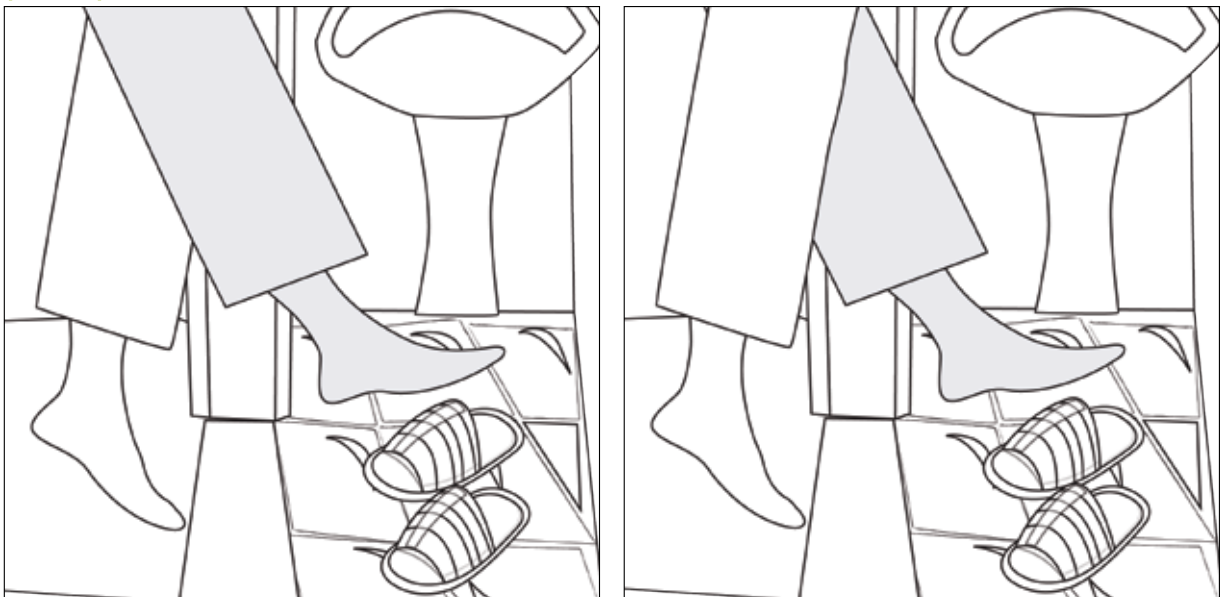
B. I leave the bathroom (Toilet):

1. Using my right foot first .
2. Using my left foot first .
3. As I like .

2. I colour the cercle of the right expression in green and the wrong expression in red .

- A. A decent Muslim urinates in a standing position.
- B. A Muslim does not urinate in swimming pools.
- C. I wash urine outlet twice .

3. I colour the picture showing the person using his left foot to enter the (toilet):




The holy prophet (Peace be upon him & Upon his family) said:

« Prayer begins with Ablution (Wudoo), convenes with Takbeeratul Ihram and finishes with Tasleem ».

I perform Ablution (Wudoo) whenever I:

1. perform obligatory or desirable prayers.
2. go round (Tawaf) the holy Kaabah.
3. touch the letters of the holy Quran.
4. touch the names of the holy Prophets or Imams (Peace be upon them).



فاطمة عليها السلام

علي عليه السلام

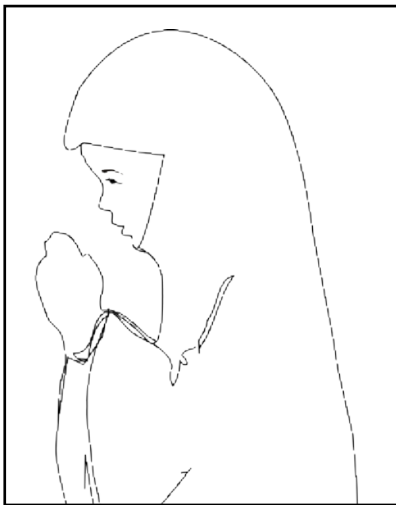
محمد صلى الله عليه وآله

Extract:

A Muslim performs Ablution (Wudoo) for prayer, for going round the holy Kaabah (Tawaaf), for touching Quranic script, and for touching the names of Allah and the names of the infallible Prophets and Imams (Peace be upon them).

Self test

1. I put (✓) for the deeds that require Ablution (Wudoo) and I colour them:



Prayer



Touching Quranic script



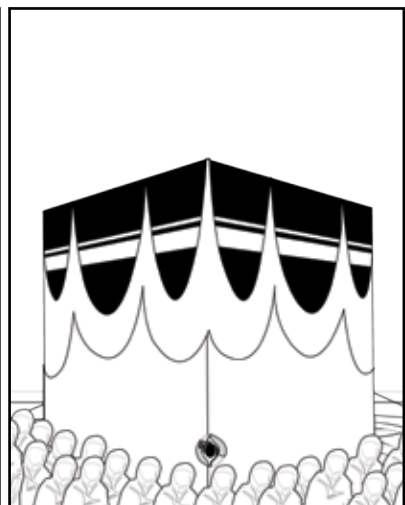
Cleaning the mosque



Payment of Alms to the
Poor



Listening to the holy
Quran



Going round the holy
Kaabah



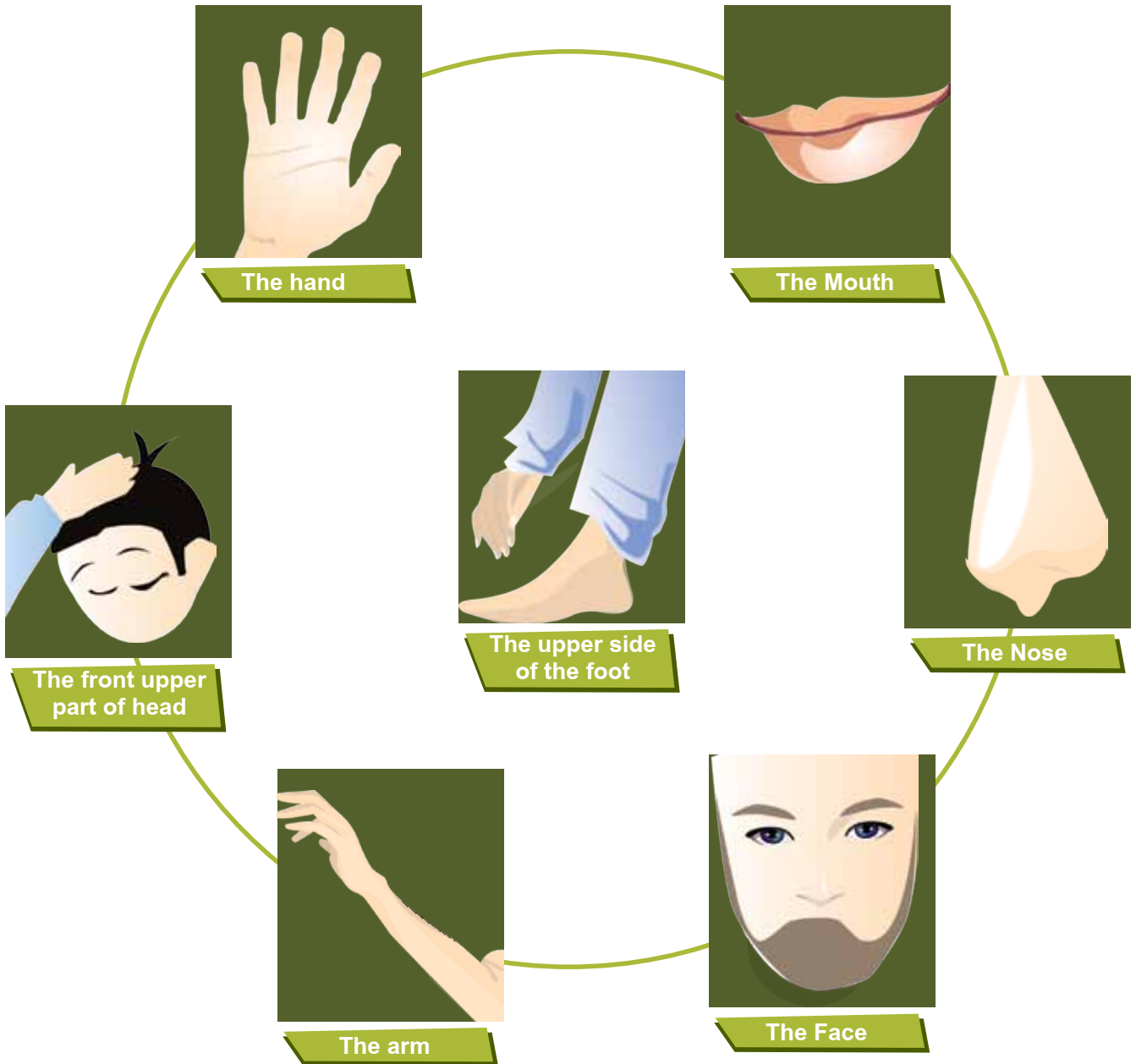
Unit Two

How do I perform Ablution (Wudoo)

(O, You who believe! When you rise up for prayer, wash your faces and your hands up to the elbows and wipe a part of your heads and a part of your feet up to the ankles) –

Al-Maedah verse 6.

Body parts included in ablution:




Extract:


Ablution (Wudoo) includes washing: the two palms, the mouth, the nose, the face, the two hands, and wiping the upper front part of the head and the upper sides of the feet.

Self test

1. I circle the body parts covered by Ablution (Wudoo) :



2. I draw one part of the body included in ablution (Wudoo) and I colour it.





The intention (Niyaah) and washing the hands

Intention (Niyyah) :

I say when performing Ablution (Wudoo): (I perform Ablution (Wudoo) as directed by Allah the Almighty).



When I look at the water, I say:
«Thanks to Allah who made the water pure (Taher) and did not make it impure (Najes)».



Washing the Palms

I say when washing the palms:
« I pray to Almighty Allah to make me amongst the repentful and amongst the Clean».

Extract:

A Muslim begins ablution (Wudoo) with the intention of obeying God’s orders
Then he or she washes his palms but does not use water excessively.

Self test

1. I re-write the following three times:

I perform Ablution (Wudoo) in compliance with God's instructions

.....

.....

.....

2. Fill in the space with appropriate words:

Thanks to Allah the Almighty who made water and did not make it

3. Put (✓) in the box of the following:

A. Qassem completed the ablution (Wudoo) without intending it to Allah.

Correct

Void

B. Mariam has performed ablution (Wudoo) then she washed her hands.

Correct

Void

C. Mahmood performs Ablution (Wudoo) without reciting prayers (Doa'a).

Correct

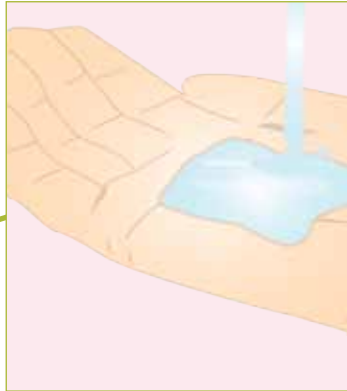
Void

First: Mouth Washing

When rinsing out my mouth I say:

Alla Humma laqqini hujjati yawma alqak waatliq lisani bithikrick. «O Lord! Dictate to me the principles of faith on the Day I meet You, and make my tongue fluent with repeating your name».

How do I wash my mouth(Madmadah)?



1

I pick the water with my right hand like this.



2

I enter the water into the mouth.

«I repeat the mouth wash three times».



4

I eject the water outside the mouth.



3

I move the water around within the mouth.

Second: Nose Rinsing

When rinsing out my nose I say:

Alla humma la tuharrim 'alaya reeh aljanna wajalni mimman yashommo riha ha wa rawhaha wa tibaha. (O Lord! Do not deprive me of the fragrance of Paradise, and make me of those who smell its fragrance and perfume).

How do I rinse the nose?



1

I pick the water with my right hand.



2

I then take a light breath so that a little water enters my nose.

« I repeat the nose rinse three times ».



3

I then push the water out by the hand and by reverse breath.

Extract:

After washing the two hands, it is recommended to wash the mouth thoroughly. Furthermore, it is recommended to rinse the nose as well. It is desirable to repeat mouth wash and nose rinsing three times.

Self test

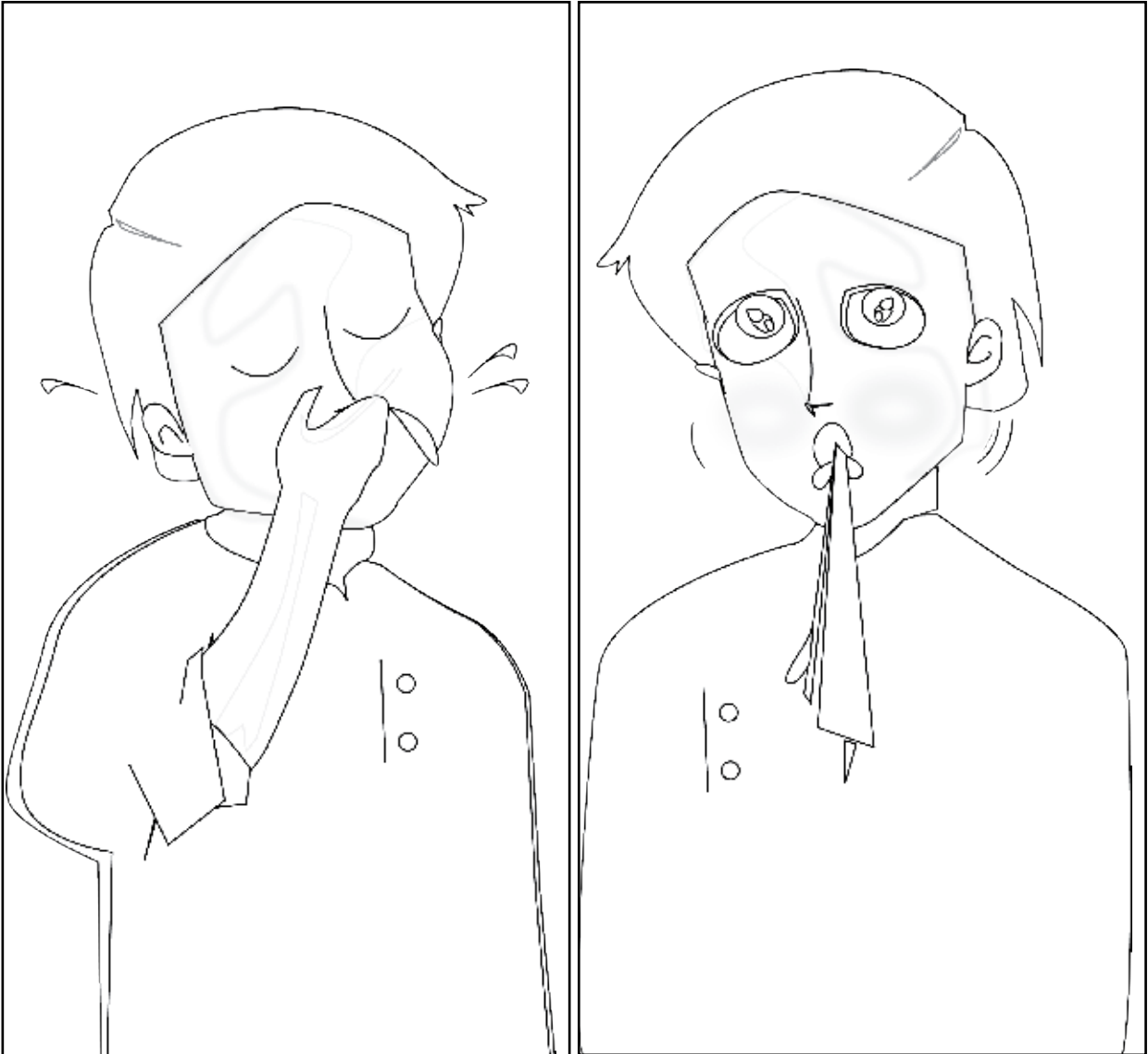
1. I perform mouth washing and nose rinsing three times in front of the teacher.

2. complete the following sentence and read it:

Alla Humma laq qini yawma alqaka ,waatliq bithikrik.

"O Lord! Dictate to me the on the Day I meet You, and make my
..... fluent with repeating your name".

3. I colour the two processes of mouth washing and nose rinsing :



4. Connect the right picture to the suitable word:




Washing

Sniffing

Rinsing

I say when I wash my face:




Alla humma bayyid wajhi yawma taswaddu fihil alwojooḥ wala tusawwid wajhi yawma tabyadhō alwojooḥ. (O Lord! Make my face bright on the Day when the faces will turn dark. Do not darken my face on the Day when the faces are bright).

I wash my face from the hair of my head to the bottom of the face vertically and between the thumb and the middle finger in width.



How do I wash my face for Ablution (Wudoo) ?



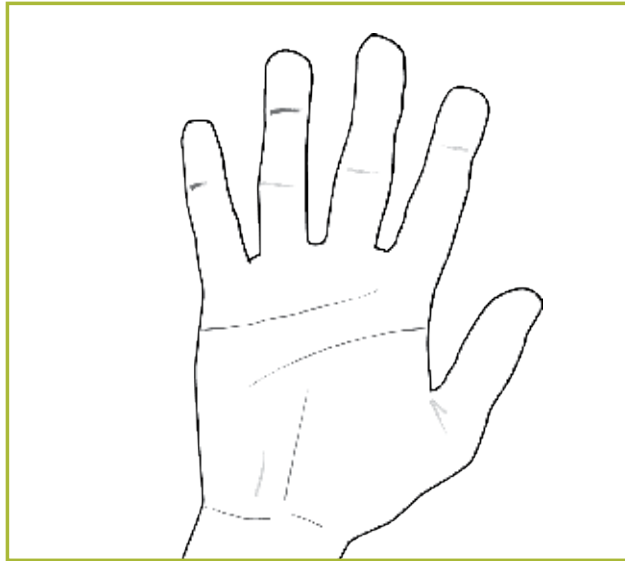
I place water on the top of the forehead, and then wash my face to the bottom.

Extract:

- I wash my face from the beginning of the head hair to the chin vertically and laterally what can be reached with the thumb and the forefinger.
- It is mandatory to wash the face by putting water once.

Self test


1. I colour the thumb and the middle finger.



2. I draw outline of the face that I have to wash during ablution.



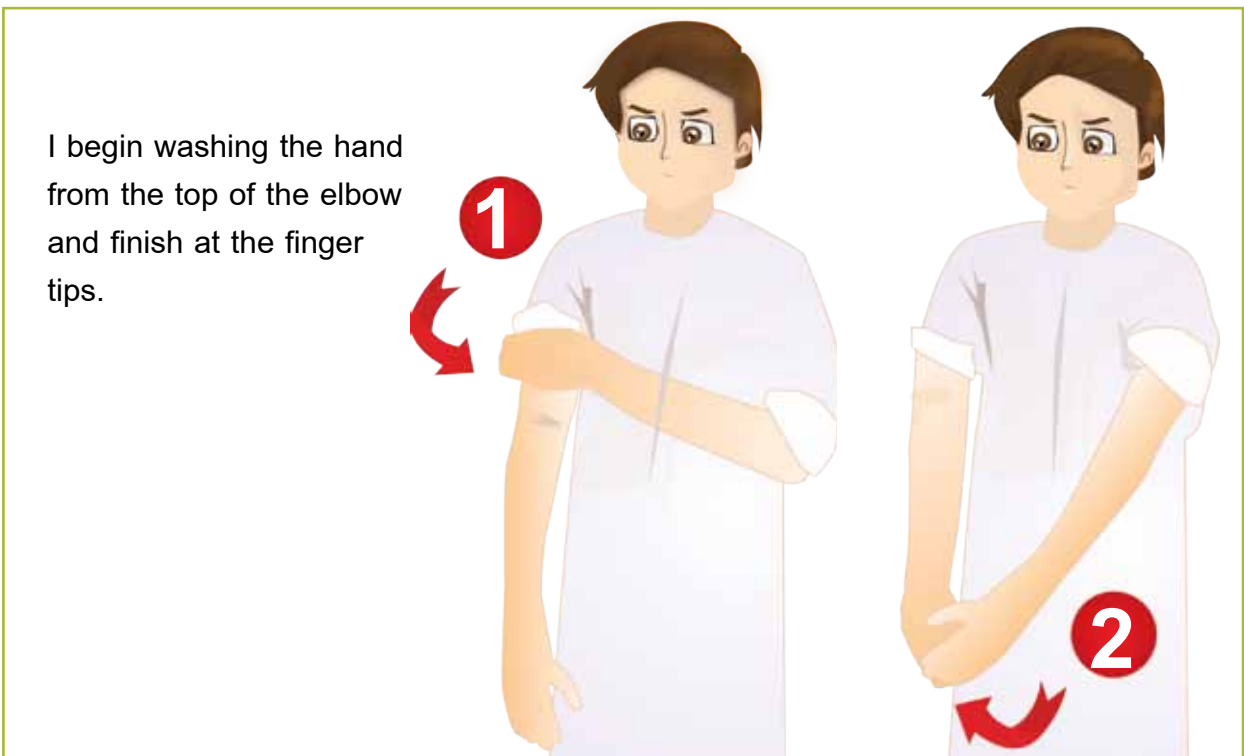
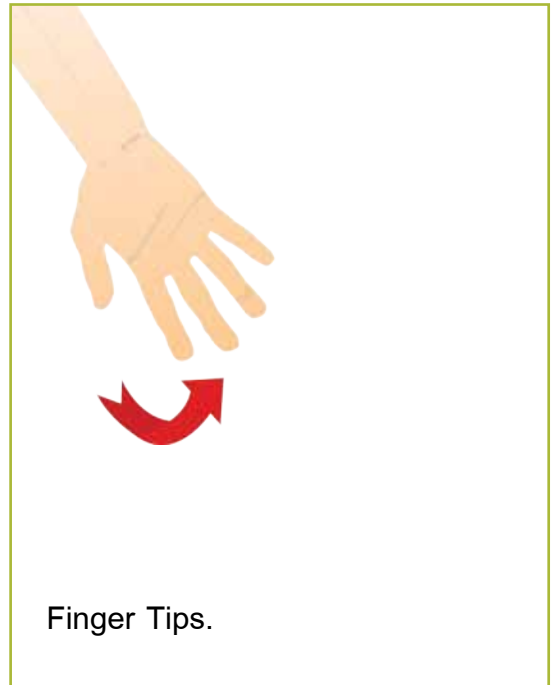
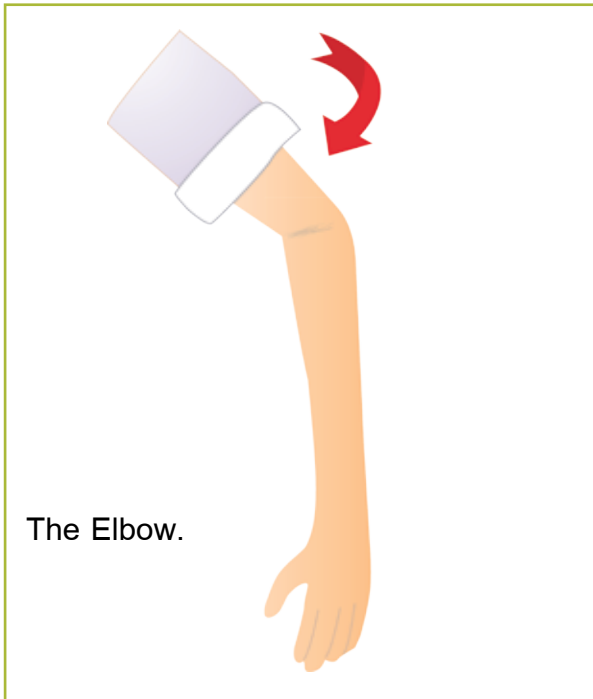
3. I write "Wash" in the right place.



First: Washing the right hand

I say when washing the right hand:

Alla humma a'tini kitabi bi yamini wal khulda fil jinani bi yasari wa hasibni hisaban yasira. (O Lord! Give me my book of deeds in my right hand, and a permanent stay in Paradise in my left, and make my reckoning an easy one).



I pass the water between my fingers when I wash the hand.



Secondly:Washing the left hand

I say when washing the left hand:

Alla humma la tutini kitabi bishimali wala tajalha maghlulatan ila unuqi. (O Lord! Do not give me my book of deeds in my left hand, nor chain it to my neck).




I wash my left hand as I have done with the right.

Extract:

- It is obligatory to wash the right hand and then the left hand.
- I wash my hand from the elbow till the finger tips.
- I ensure water passes between all fingers when I wash each hand.

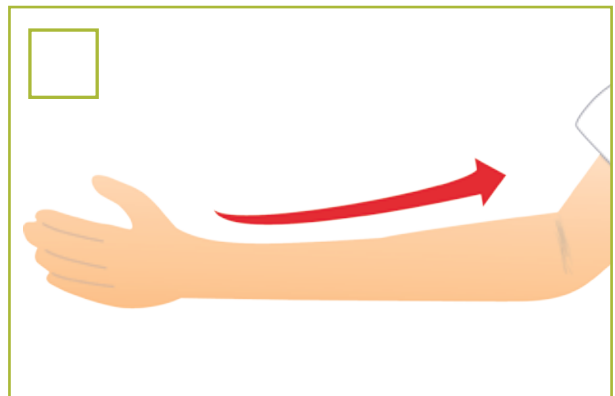
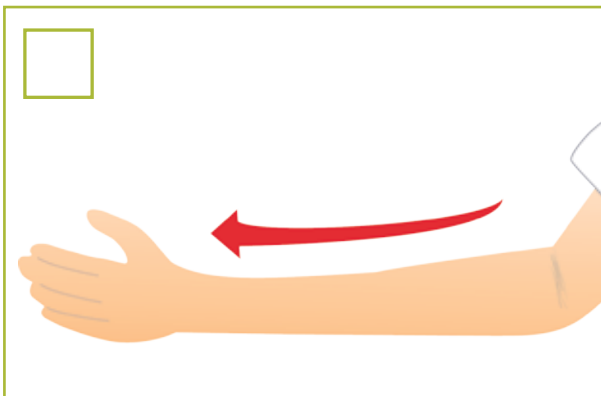
Self test

1. I put a circle around the right hand:

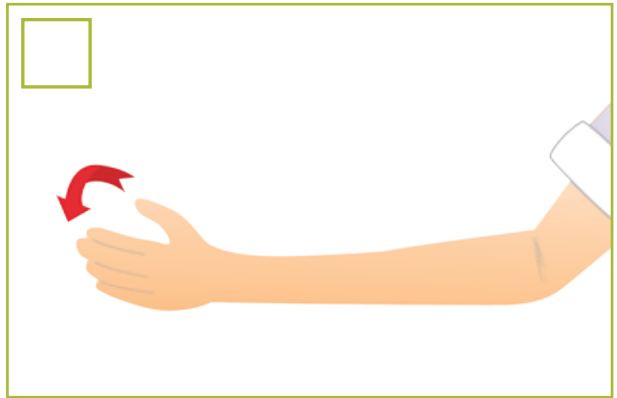
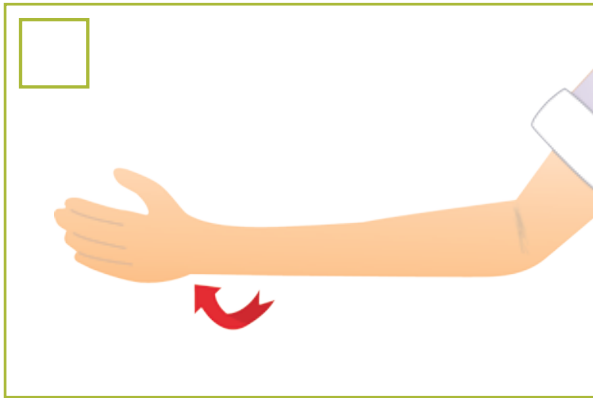


2. I put a tick (✓) against the right picture that shows:

A. The correct washing direction:



B. I wash my hands to here:



3. I connect the sketch with the appropriate word.



Arm

Elbow

Palm

fingertips

Wrist

First: Wiping the head

I recite the following prayer when wiping the front of my head:

Alla humma ghashshini bi rahmatik wa barakatik wa 'afwik. (O Lord! Cover me with Your Mercy, Blessings and Forgiveness).

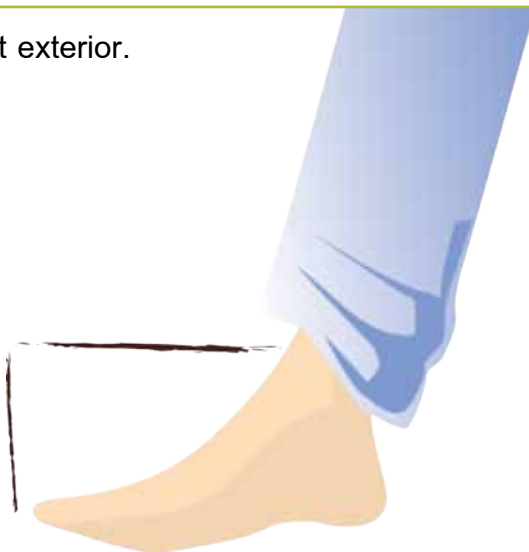


Front of the head

I wipe the front of the head with the moist (wetness) left in the palm of my right hand. I try hard so that my right palm does not reach my forehead during wiping.

Second: wiping the two feet

Foot exterior.



I Wipe the feet from the toes to the joints.

I say the following prayer when I wipe the upper part of my feet:

Alla humma thabbitni ala assirat yawma tazillo fihil al-akdam. Waj'al sa'yi fima yurdeeka 'anni. (O Lord! Keep me firm on the Bridge (to Paradise) on the Day when feet slip off, and help me in my efforts to do things which will please You).



I wipe my right foot with the moist in my right palm.



And I wipe my left foot with the moist in my left palm.

Extract:

- a. I wipe the front of my head with the wetness left in my right palm.
- b. I wipe my right foot with the moist in the palm of my right hand and my left foot with the moist in the palm of my left hand.

Self test

1. Place the appropriate word in each of the spaces below:


(left - foot - head - cover - blessing)

- a. O God me with your mercy, your and your forgiveness.
- b. I wipe the front of my using the leftover water in my right hand.
- c. I wipe my right with the moist in my right hand and my left foot with the moist in my hand.


2. I attach pictures for a Muslim performing ablution (Wudoo).




Washing the face




Washing the right hand




Washing the left hand



Wiping the head



Wiping the right foot



Wiping the left foot



Third unit

Ablution (Wudoo) Conditions and its
negations

Cleanliness:

I clean the abluion (wudoo) parts of my body from impurity (Najaaasah) before the abluion (Wudoo) itself.

(impurity (Najaaasah) is like: blood, urine, stool... etc),

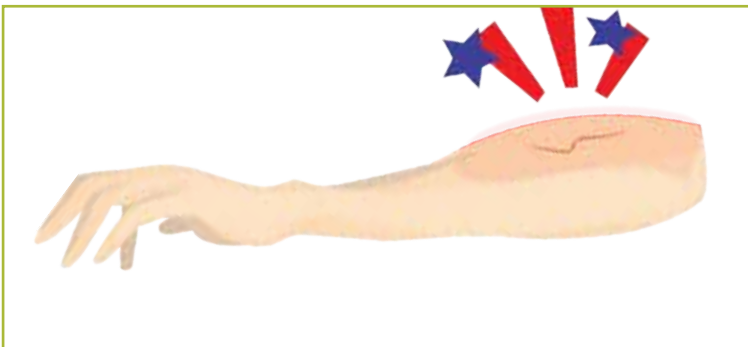
Removal of barriers:

I remove any substance that prevents water from reaching the abluion (Wudoo) parts like clay, paint, wax before I perform abluion (Wudoo) .



Avoiding Harm:

I do not perform the normal Ablution (Wudoo) rituals if the water causes me health problems.




Extract:

As a condition for the correctness of abluion (Wudoo) :

- a. Ablution (Wudoo) parts should be clean from impurity (Najaat).
- b. Absence of any substance that prevents water from reaching the skin.
- c. No harm to the abluion (Wudoo) parts if water is used.

Self test

1. I colour what prevents water from reaching the Ablution (Wudoo) parts  :



Pomegranate juice



House paint



Nail paint



Henna

2. I put (✓) or (✗) sign to reflect various ablution (Wudoo) conditions :

- () Ahmad whose hand is dirty with colours performs ablution (Wudoo).
- () Zainab washes her arm while her hand is sensitive to water.
- () Ali wants to perform ablution (Wudoo) but the upper part of his foot is dirty with blood.

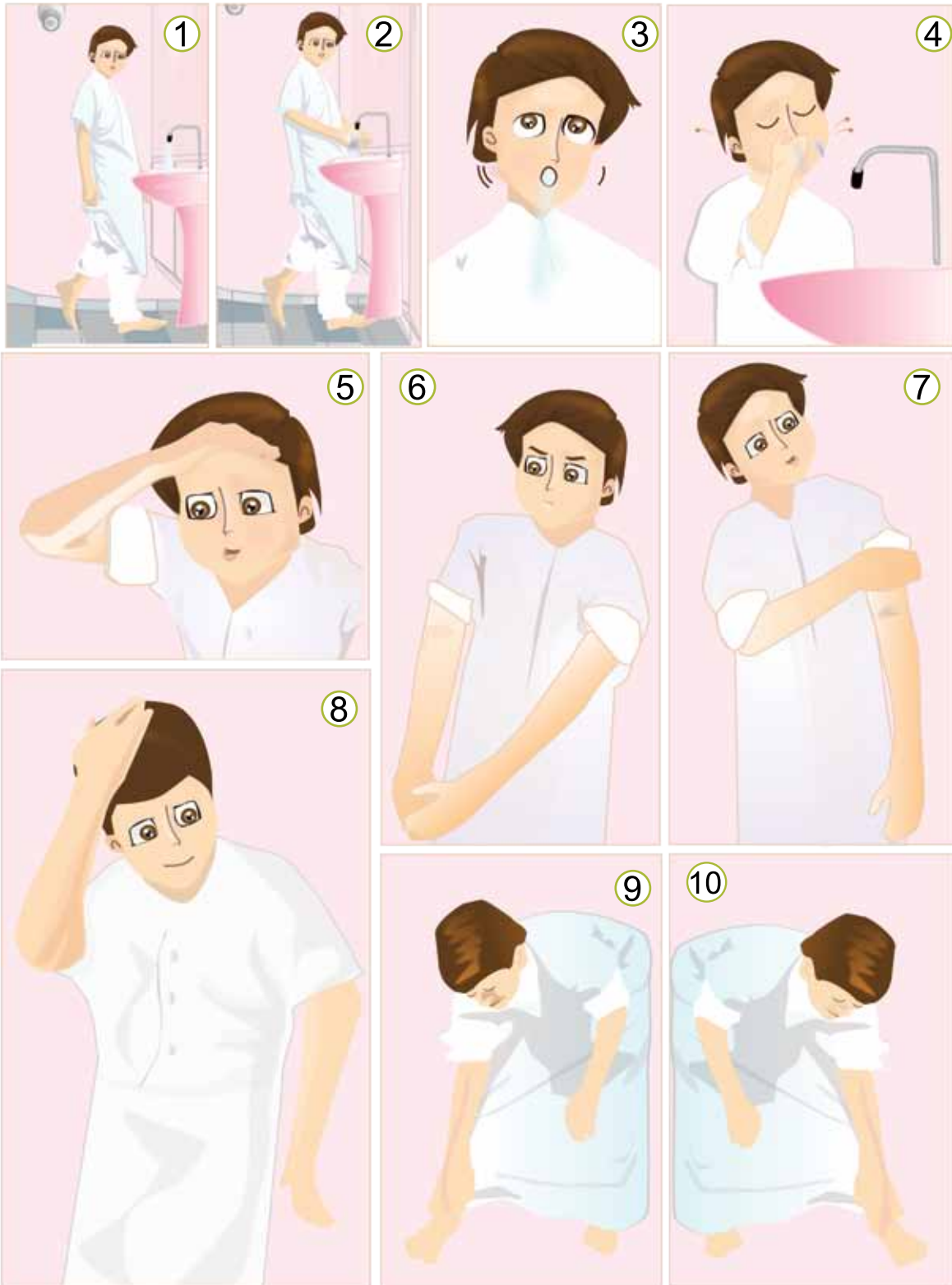
Performing Ablution (Wudoo) oneself, sequencing, speeding up

First - Performing the ablution (Wudoo):

I perform ablution (Wudoo) steps myself.

Second - Sequencing:

I perform ablution (Wudoo) steps in the right sequence.



Third - continuous succession:

I perform ablution (Wudoo) steps without any intermissions between any of them.



Extract:

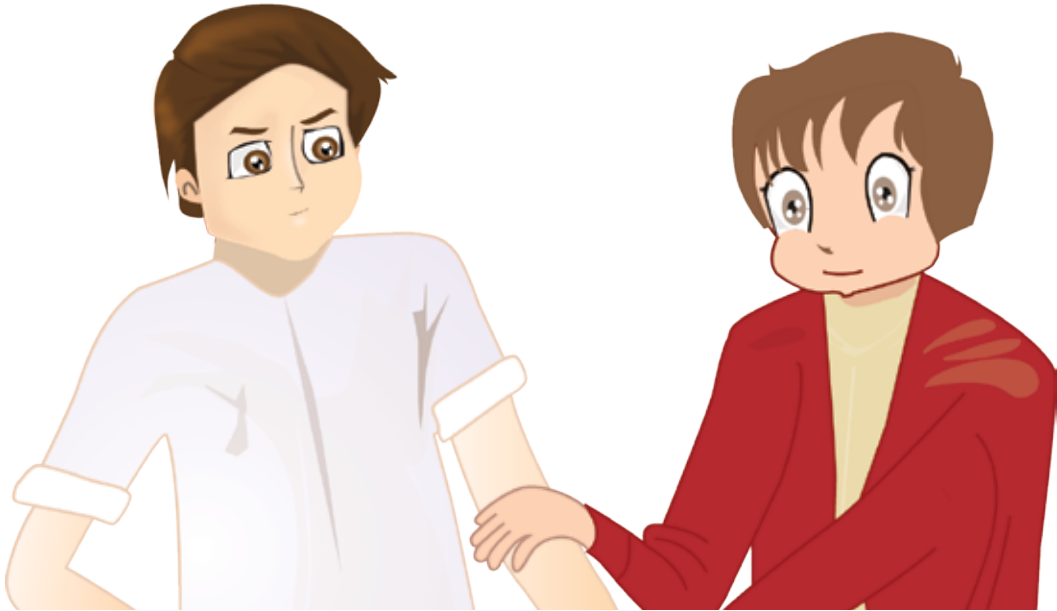
For ablution (Wudoo) to be correct, the steps have to be undertaken by the person himself, in the right sequence and without any interruptions between them.

Self test

1. Why is ablution (Wudoo) of this boy void?

.....

.....



2. I arrange the ablution (Wudoo) steps in the right sequence:



3. I connect from Column <A> what is relevant to it from Column :

A
self Ablution
right order
Continuous succession

B
Zainab washes her right hand before left hand.
Layla applies ablution without separating its acts.
Mahmood applies ablution by himself.
Ali helps his brother with ablution.

My Ablution (Wudoo) becomes void if there is any invalidating condition.



Invalidators of Ablution (Wudoo) are:
 Passing Urine, excretion or wind from the rear .

Sleeping.



Fainting and any unconscious condition.





Self test

1. I use ● colour to show acts that what invalidate ablution (Wudoo) and ● colour to those that do not.



2. I stick pictures of acts that invalidate ablution (Wudoo) .





Warship forms the essential factor in Moslem personality. Ablution is considered the basic introduction to enter the prayers which is the post of Islam.

Therefore this syllabus is put to simplify religious rules for those who speak English.

This syllabus is formulated to suite the young generation. Drawings are invested to make religious rules easy and clear.

This syllabus is a part of the series which is called Islam is my Religion. The series is issued by the Olama Islamic Council in Bahrain.

Mr. Jawad Meelad